

HAPPY HOLIDAYS

Our Digital Citizenship team wishes you a safe and happy holiday season.

This time of year, many of us start to think about celebrations and gift-giving. We thought it might be good to mention a few tips to keep you safe if you are purchasing things online.

Do business with reputable vendors - Some attackers may try to trick you by creating malicious websites that appear to be legitimate, so you should avoid using sites that you can't verify.

Make sure your information is being encrypted - Look for URLs that begin with "https:" instead of "http:" and display a padlock icon. If the padlock is closed, the information is encrypted.

Use a credit card - There are laws to limit your liability for fraudulent credit card charges, but you may not have the same level of protection for your debit cards.

Check your shopping app settings - Look for apps that tell you what they do with your data and how they keep it secure.

Check your statements - Keep a record of your purchases and copies of confirmation pages, and compare them to your bank statements. If there is a discrepancy, report it immediately.

Protect your privacy - Before providing personal or financial information, check the website's privacy policy.

Source: <http://go.gstric.org/304-shopping>



Taking Care of Your 1-to-1 Device

Our Best Tips and Practices

So your district has provided a 1:1 device for you to take care of? While this is a big responsibility, you can do it!

Here are some tips to help you keep your device in top shape!

1. Transport the device with care.
2. Always support a device from its bottom with lid closed.
3. Devices should always be closed and tightly secured when moving about the building.
4. Heavy objects should never be placed on top of your device.
5. No food or drink should be next to your device at any time.
6. Cords, cables, and removable storage devices must be inserted carefully into the device.
7. Never leave your device in an unlocked locker or any unsupervised area.
8. Take care to protect your password. Do not share your password.

Taking care of your screen deserves some extra special tips because screens can be easily damaged!

To protect your screen:

1. Do not lean or put pressure on the top of the device when it is closed.
2. Do not store the device with the screen in the open position.
3. Do not place anything near the device that could put pressure on the screen.
4. Do not place anything in a carrying case or backpack that will press against the cover.
5. Do not poke the screen with anything that will mark or scratch the screen surface.
6. Do not place anything on the keyboard before closing the lid (e.g. pens, pencils, or disks).
7. Clean the screen with a soft dry cloth only.

These tips should help you in taking care of your 1:1 device. Also, remember that if you ever have trouble with your 1:1 device, make sure you report it to the school's IT Help Team.

TIPS FOR BATTERY LIFE - <http://go.gstric.org/304-battery>



Sign Up to receive this newsletter in your email inbox

Scan this QR code with your phone, or go to <http://go.gstboces.org/dcnews-signup> in your browser.



FATHER TIME SAYS

MAKE YOUR NEW YEAR'S DIGITAL CITIZENSHIP RESOLUTION NOW!!

Send comments, suggestions, and questions to dc@gstboces.org
Visit <http://dc.gstboces.org> December 2019 - page 1 of 3





**Waverly
Central Schools**

Creating a Student Help Desk


When Waverly CSD rolled out their 1-1 Device initiative for grades 3-12 in September they found that with more technology devices come more technology issues. Students in grades 9-12 have each been assigned a laptop which they are responsible for the entire school year. They have the option to take them home as needed and are required to bring them to each of their classes daily. Because of this major increase in device use the Waverly Student Help Desk was created.

Ryan Alo, the Director of Work-Based Learning at Waverly oversees the students who work the help desk. He and the Director of Technology, **Kyle Ackland**, worked together to create the help desk and get it up and running. To help the students with troubleshooting, Kyle created a flowchart of common issues that students may have with their devices.

The help desk's main goal is to get students in and out as quickly as possible. Loaner laptops are given to students so they can quickly return to class while the help desk works on troubleshooting problems. Loaner laptops are also available for students who may have forgotten a device at home or whose laptop is not charged. The help desk team uses a form to keep track of all devices that come in and out.

The students who run the help desk completed an interview process with Ryan and receive credit for a work-based learning program with the goal being that they will earn an internship in a tech-related field outside the school day. One student has been placed in a manager position and he oversees the other 9 students working the help desk. The manager meets with Ryan regularly to discuss any issues that may arise. The help desk has been scheduled into each student's day up to 2-3 times a day. It is scheduled as a class and replaces study halls to allow for coverage throughout the school day.

Kyle has a couple of long-term goals for the help desk as the year progresses. One goal he has is that the help desk team will be able to provide password help for students who may have forgotten a password or need help changing one. He is also hoping that the help desk team will begin troubleshooting in classrooms. He would like to see teachers calling the help desk to come to the classroom to help students rather than sending them out and missing instruction time.









Do you have a hard time keeping up with the newest movies, tv shows, games, books and apps? New things are literally coming out every day.

The good news is that <https://www.common sense media.org> is a great resource where you can go and see how other parents, teachers, and children have rated all of these items. They also provide other great resources for parents on topics such as cellphones, screen time, and social media. With the winter recess coming up this is a great tool to use!



Some Popular Apps That Parents Should Know About

Do you what apps your children are using? Chances are that your children have used one or more of these apps. Know what apps are on your kids' phones, what they do, and how they work.

 <p>SNAPCHAT</p>	 <p>TIKTOK</p>	 <p>WHATSAPP</p>	 <p>MEETME</p>
<p>One of the most popular apps in recent years. While the app promises users can take a photo/video and it will disappear, new features, including "stories", allows users to view content for up to 24 hours. It also allows users to see your location.</p>	<p>A new mobile device app popular with kids. It's used for creating and sharing short videos. With very limited privacy controls, users are vulnerable to cyber bullying and explicit content</p>	<p>This app is a popular messaging app that allows users to send texts, photos, voicemails, and make calls and video chats.</p>	<p>This is a dating social media app that allows users to connect with people based on geographic proximity. App users are encouraged to meet in person.</p>
 <p>BUMBLE</p>	 <p>LIVE.ME</p>	 <p>ASK.FM</p>	 <p>GRINDR</p>
<p>Similar to "Tinder." The dating app requires women to make the first contact. Kids have been known to create fake Bumble accounts that falsify their age.</p>	<p>A live-streaming video app that uses geolocation to share videos so users can find out a broadcaster's exact location. Users can earn "coins" as a way to "pay" minors for photos.</p>	<p>This app is known for cyber bullying. The app encourages users to allow anonymous people to ask them questions and make comments.</p>	<p>A dating app geared towards the LGBT community. The app gives users options to chat, share photos, and meet up based on a phone's GPS.</p>
 <p>KIK</p>	 <p>WHISPER</p>	 <p>HOLLA</p>	 <p>CALCULATOR%</p>
<p>Allows anyone to contact and direct message your child. Kids can bypass traditional messaging features. KIK gives users unlimited access to anyone, anywhere, anytime.</p>	<p>An anonymous social network that promotes sharing secrets with strangers. It also reveals a user's location so people can meet up.</p>	<p>An "addicting" video chat app that allows users to meet people all over the world in just seconds. Users say they have been confronted with racial slurs, explicit content and more.</p>	<p>Only one of several secret apps used to hide photos, videos, files and browser history.</p>

Source: <http://go.gstric.org/304-apps>

The original presentation of this information was created by the Sarasota County Sheriff's Department but many other sites have links or modified versions available. A quick Google search will offer many choices.



This Holiday Season . . .

What gifts will you bring?



59

% of parents feel their teens are addicted to their mobile devices

77

% of parents feel their teens get distracted by devices and don't pay attention when they are together

28

% of teens feel their parents are addicted to their mobile devices

41

% of teens feel their parents get distracted by devices and don't pay attention when they are together

- #UnpluggedTime**
- #Respect**
- #PayingAttention**
- #BeingPresent**
- #Understanding**
- #DeviceFreeDinner**
- #OpenConversation**
- #HonestyMatters**

Statistics from: <https://www.common sense media.org/technology-addiction-concern-controversy-and-finding-balance-infographic>



GST BOCES DIGITAL CITIZENSHIP INITIATIVE

Poster for December 2019 - "What gifts will you bring?"

<http://dc.gstbooces.org>