

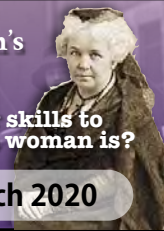


# Digital Citizen News

## March 2020

National Women's History Month


Can you use your skills to find out who this woman is?



Volume 3 : Issue 7 - March 2020

# IDENTITY THEFT

## AND YOUR CHILDREN

 It is never too early to protect your children from identity theft!

According to the Federal Trade Commission's **Child Identity Theft** webpage, "A child's Social Security number can be used by identity thieves to apply for government benefits, open bank and credit card accounts, apply for a loan or utility service, or rent a place to live."

Here are five steps you can take to help protect your children from becoming victims of identity theft:

- Look for red flags. ...
- Find out if your child has a credit report. ...
- Freeze it. ...
- Be vigilant in protecting your child's sensitive information. ...
- Review online safety.

It can take families years to undo the damage caused by identity thieves. ... Freezing a child's credit doesn't prevent personal information from being stolen, but it does stop thieves from opening fraudulent accounts with the child's social security number.

Parents and Guardians can freeze credit for minors, under the age of 16, until the child is old enough to use it. When your child turns 16, you'll need to lift the credit freeze before the child applies for any new credit, applies for a job, a loan for tuition or a car, or needs to rent an apartment.

**IdentityTheft.gov** (from the Federal Trade Commission)  
<http://go.gstric.org/307-idtheft>

**Child Identity Theft** (from the Federal Trade Commission)  
<http://go.gstric.org/307-idtheft-child>

**Identity Theft Central** - The Internal Revenue Service (IRS)  
<http://go.gstric.org/307-idtheft-central>

**Equifax** (1-800-349-9960)  
<http://go.gstric.org/307-equifax>

**Experian** (1-888-397-3742)  
<http://go.gstric.org/307-experian>

**TransUnion** (1-888-909-8872)  
<http://go.gstric.org/307-transunion>



Melissa McCarthy plays an aggressive identity thief in the Universal Pictures movie of the same name, co-starring Jason Bateman. (released in 2013)

### Does your minor child have a credit history?

As of Sept. 21, 2018, a new federal law, Section 301 of the Economic Growth, Regulatory Relief, and Consumer Protection Act (P.L. 115-174), allows people to freeze and unfreeze their credit at the three major credit bureaus, **Equifax**, **Experian** and **TransUnion**, without being charged.



## March 8th, 2020



### is International Women's Day Celebrate Women!



In honor of Women's History Month, try these challenges ...

Challenge #1 : Can you find the identity of the woman in the top right corner of this page? Who is she? What did she do?

Challenge #2 : Can you find the name and accomplishments of a famous American woman in any of these fields; Politics, Science, Business, Athletics/Sports, Music or Art, Poetry or Dance, Literature or Philosophy?

Challenge #3 : Can you find the name and accomplishments of a well-known woman in your local town, city, or state?

When you have completed your investigations, send your findings in an email to [dc@gstbores.org](mailto:dc@gstbores.org). We would love to read your answers and to share them in a future newsletter.

**Good Luck Digital Detectives!**



# Creating a High School Cell-phone Policy Accepted by Staff & Students



The Spencer-Van Etten High School uses several tools to manage cell phone usage for high school students throughout the instructional school day. Students are required to fill out and sign, (along with their parents/guardians) two district forms in the beginning of each school year. These forms grant access for students to use their cell phones at school with rules they need to follow.



The forms that they fill out are as follows:

## 1. Mobile Communication Device Privilege Form -

This form states that using a cell phone is a privilege with responsibility, and that the use of a mobile

communication device is prohibited in all instructional areas unless it is utilized for educational reasons and authorized by the supervising staff member. The devices are to be turned off and stored according to the staff member's instructions.

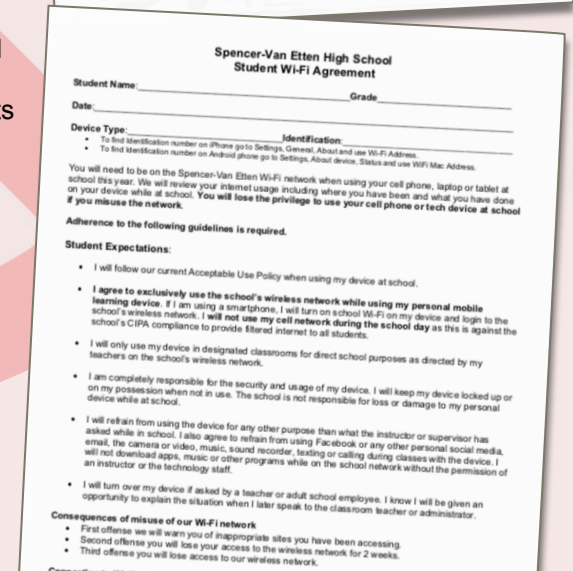
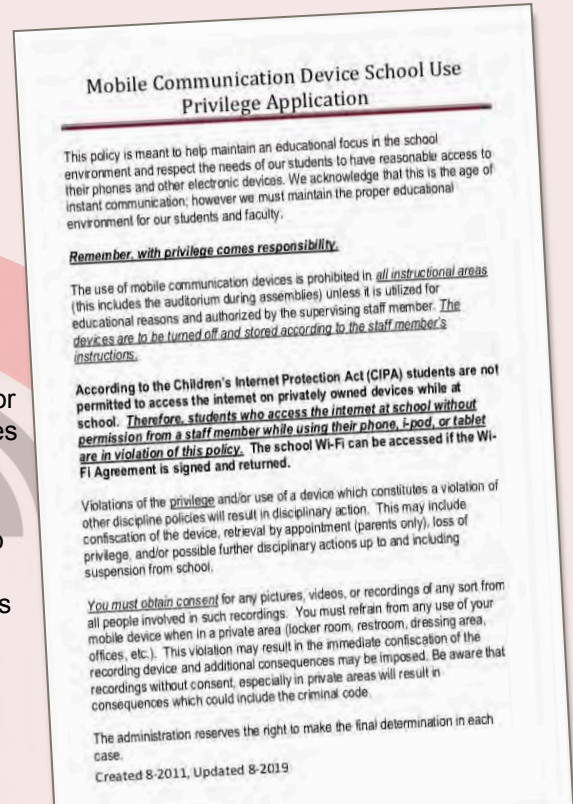
**2. Student Wi-Fi Agreement Form** – Once this form is signed and returned students are placed in a special Active Directory group that gives them access to sign into the student wireless group in the high school where their internet use is filtered by the Content Keeper device. Students are instructed to use the schools filtered internet exclusively while using their cell phones at school to comply with the Children's Internet Protection Act (CIPA). (<http://go.gstric.org/307-CIPA>)

These signed forms are kept on file throughout the school year and reviewed by staff to make sure all students have turned them in if they use a cell phone at school.

This year the high school administrators added posters throughout the building that were placed on classroom doors to indicate that instructional areas are "Cell Free Zones" (red) where phones are not to be used. Other areas like hallways, the cafeteria, etc. are designated as "Cell Friendly Zones" (green) where students can use their cell phones according to the rules in the agreements. If students have a question whether they can use their cell phone in a specific location, all they have to do is look for the green zone or red zone poster in that area to answer their question. Teachers have indicated that it is much easier to maintain a cell free zone in their classrooms this year with the addition of the poster reminders.

Cell phone holders (shoe holders) have been purchased and hung up in all classrooms so students can safely store their devices as they are learning. Students like having their devices in the wall holder pockets so they are not tempted to constantly check their phones for messages or notifications.

The S-VE High School administrators and staff continue to work together to find solutions for safe student cell phone use while keeping classrooms for learning.



The two documents shown to the right are described in the article. You can download copies by following these links.

**Mobile Communication Device School Use Privilege Application** - <http://go.gstric.org/307-SVE-APPL>

**Spencer-Van Etten High School Student Wi-Fi Agreement** - <http://go.gstric.org/307-SVE-AGREE>



# Just Use Your Common Sense! PART 1



“Common Sense is dedicated to improving the lives of kids and families by providing the trustworthy information, education, and independent voices they need to thrive in the 21st century.”

<http://go.gstric.org/common-sense-ed>

Are you looking for organized, engaging, quality lessons and digital citizenship resources that are right at your fingertips? The new streamlined [Digital Citizenship Curriculum](#) by Common Sense Education, breaks down digital citizenship into **6 critical topics**: Media Balance & Well-Being, Privacy & Security, Digital Footprint & Identity, Relationships & Communication, Cyberbullying, Digital Drama, & Hate Speech, and News and Media Literacy.

Media Balance & Well-Being	Privacy & Security	Digital Footprint & Identity
Relationships & Identity	Cyberbullying, Digital Drama & Hate Speech	New & Media Literacy

Each grade level has 6 total lessons, 1 for each of the topics listed above, to be addressed throughout the year. The lesson times range from 20 minutes for younger students to an hour for older students. Detailed lesson plans can be **searched by grade level and/or topic**.

Included in each lesson are an essential question, key vocabulary, estimated time breakdown, lesson slides, related handouts, a quiz, and family resources to be used for at-home follow-up all organized for easy access and quick delivery in our busy teaching lives.

To illustrate, the image to the right is a 4th grade lesson on **My Media Choices**, in the **Media Balance & Well-Being** topic area, which addresses the essential question, “**What makes a healthy media choice?**” Further inspection shows a lesson snapshot and breakdown and everything you will need to deliver or modify the lesson.

4th Grade
MEDIA BALANCE & WELL-BEING

### My Media Choices

What makes a healthy media choice?

We all make choices every day about the media we consume and create. But do kids understand what makes a media choice healthy or not? Hint: It's about more than just screen time. Use the activities in this lesson to give kids a framework for making informed media choices.

**Students will be able to:**

- Learn the “What? When? How Much?” framework for describing their media choices.
- Use this framework and their emotional responses to evaluate how healthy different types of media choices are.
- Begin to develop their own definition of a healthy media balance.

**Lesson Snapshot** Estimated time: 45 mins.

Warm Up:	How Media Can Make Us Feel	10 mins.
Explore:	My Media Choices	15 mins.
Evaluate:	Media Balance Reflection	10 mins.
	What Is Media Balance?	10 mins.



Hi! I am the editor of this newsletter. I have to jump in here to say that CommonSense Education is one of my favorite sites. It has so many useful resources that you can find a lot of things in just a few minutes. Use our links at the right to visit them!

Curriculum link - <http://go.gstric.org/307-dc-curriculum>  
 Direct link to the lesson above <http://go.gstric.org/307-grade4>  
 (You will need to create a free account to download resources)



New York State's Dignity for All Students Act (DASA) seeks to provide students with a safe, supportive, and positive environment free from discrimination, intimidation, taunting, harassment, and bullying on school property, a school bus, or at a school function.

DASA is a tool for students to report behavior that they find to be discriminatory, abusive, or falling under the description of bullying. The legislation applies to both students' peers and staff members who exhibit the above behaviors. Each school district designates a contact for conducting DASA reports and those individuals will help the student to navigate the process. If you feel that you are being discriminated, abused, or bullied in school, you have the right to file a DASA report. If you do not know who your school's DASA contact is, you may find that information on your schools' website, or ask at your school's main office.

For more DASA resources, navigate to <http://www.p12.nysed.gov/dignityact/>



MARCH  
2020



ATTENTION  
DIGITAL CITIZENS!  
FIND  
THE

POT OF GOLD

AT THE  
END  
OF THE

INTERNET



Learn a new  
Technology Skill  
( move ahead 1 → )

Be Nice  
Online  
( move ahead 2 → )

Send a  
Nasty Tweet  
( ← go back 2 )

Think Before  
You Post  
( move ahead 1 ↓ )

Act With  
Integrity  
( ↓ move ahead 1 )

Stand Up  
For Yourself  
( ← move ahead 1 )

Harass  
Someone  
via Email  
( go back 2 → )

Help Others  
to Succeed  
( ← move ahead 2 )

Pay  
More  
Attention to People  
than to Devices  
( move ahead 2 → )

Create a  
Fake Account  
( ← go back 2 )

Become  
a Good  
Digital Citizen  
( move ahead 1 → )

YOU  
WIN !

