


# Logging in to the Canvas Student App



The Horseheads Central School District has adopted Canvas as our Learning Management System (LMS). Canvas allows teachers to provide a personalized learning experience through instructional support, class calendars, messages, notifications, assignments, collaborative activities, and course resources in one platform.

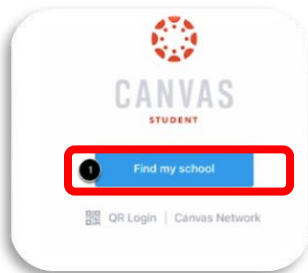
Parents/guardians can set up parent accounts to view assignments, due dates, and other information. However, **if you have a child in grades PK-6, the best way to support your student at home is to have your student log in to Canvas using their student email address and password.**

---

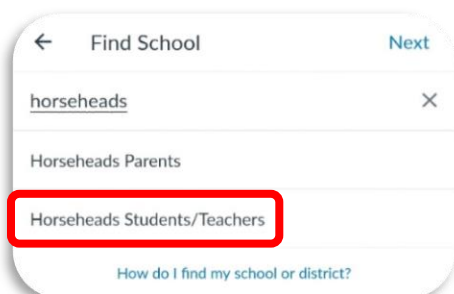
## 1. Download the Canvas Student App

Available in the App Store  or Google Play Store 

## 2. Open the app and click: "Find School"

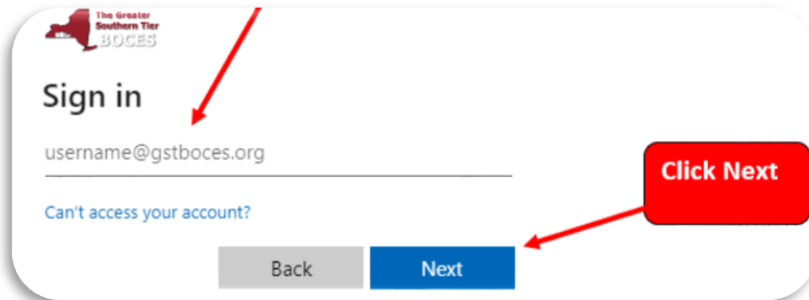


## 3. Type: "horseheads" and choose: "Horseheads Student/Teacher"



#### 4. You will be taken to a Microsoft login screen

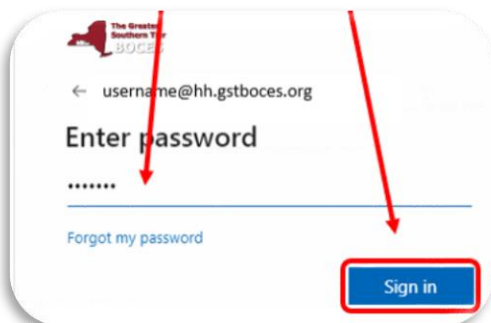
Enter your **student email address** ([username@hh.gstboces.org](mailto:username@hh.gstboces.org))



#### Important Information for Grades PK-6 Only

- **Username:** Lastname-Firstname
- **Password:** HH+StudentID#+First3Letters of Last Name+Day of Birth+“!”
- **Example:** Joan Smith, DOB 10/02/2016
  - Username: Smith-joan
  - Password: HH1234567Smi02!  
*(Note: the “S” is case sensitive)*
- **Student email address:**  
(username@hh.gstboces.org)

#### 5. Enter your password and click “Sign in” and you will be signed in



---

Need more information on Navigating Canvas and other Canvas Resources?

