



Dear Gardner Road Families –

Happy November – the season to show thanks! Thank you to all of our families, staff and local community for making the best of the current school year as possible. Together, we will make this a great year for our Golden Stars. I am so excited to see and hear all of our students joining the daily live lessons. We had so much fun seeing our students dressed up and dancing during our live Halloween Dance Party this past Wednesday. We look forward to next few months while we engage our students in Gardner Road traditions in new ways.

November is typically when our first marking period ends and we have parent-teacher conferences. This year, we are shifting the end of the first marking period to December 4<sup>th</sup> with report cards (grades 3 & 4 only) coming home December 11<sup>th</sup>. Parent teacher conference days will be shifted to December 15, 16 and 18. Each of these days now become half days of school for our students with conferences each afternoon. Your child's teacher will be in touch with you in early December with your scheduled time. The originally scheduled conference days of November 6, 13 and 20 are now full days of school.

As of now, we have picture make up days on November 20 (cohort B and remote students) and November 23 (cohort A and remote students). If we are still in a 100% remote learning model, new dates will be scheduled.

Each year during Open House, our Reading Intervention Teachers and I present what Response to Intervention (RTI) is. If you want to know more about our RTI services at Gardner Road, check out the presentation posted on our school website. [Click here for the presentation!](#) There is a video embedded on slide one for you to watch as well.

Keep up to date with news and updates about our school by following our [website](#), [itslearning](#), [Facebook](#) and [Twitter](#) pages. Please contact me if you need anything, have any questions or would just like to chat about our school or your child.


Your Partner in Education

Principal [ppatterson@horseheadsdistrict.com](mailto:ppatterson@horseheadsdistrict.com)



### **Moishe's Quote of the Month:**

**Kindness - it costs you nothing, but means everything!**  
Anonymous



### **Inside the Gazette:**

#### **Page 2:**

Main Office Updates  
Snapshots

#### **Page 3:**

Character Corner  
School Mission & Vision

#### **Included in the Online Newsletter:**

Lunch Menu  
GR November Calendar  
Digital Citizenship Newsletter



### **GENERAL INFORMATION:**

#### **Gardner Road School Hours**

8:00 a.m. to 2:25 p.m.

Tardy Bell – 8:15 AM

#### **Gardner Road Office Hours**

7:30 a.m. to 3:30 p.m.

#### **Elementary Lunches (K-6)**

<https://horseheadscafeteria.gstboces.org/>

# Gardner Road Main Office Updates:



## School Delays and Closings:

The cold, slippery, white flakes are just around the corner. When the ice and snow arrive, it is often necessary to delay or close schools. The announcements can be found on our District website [www.horseheadsdistrict.com](http://www.horseheadsdistrict.com) and the local media stations. In the event of a 1 or 2-hour delay, students can be dropped off at the cafeteria entrance beginning at the adjusted time. Please be aware that **NO** breakfast is served when there is a 2-hour delay. I will also post our current status on the Gardner Road Twitter feed. To sign up for the tweets, go to our school website and follow the link. PK start time for a 2-hour delay is 10:30.

## Recess:

Students will be going outside for recess as the weather becomes colder (20 degrees wind-chill and warmer) Please make sure that your child has a warm coat, a hat and gloves/mittens so they can stay warm as they play.

## Spring New York Assessment Dates (Grades 3 & 4):

English Language Arts: April 20th & 21st  
Grade 4 Science Performance: May 25th

Math: May 4<sup>th</sup> and 5th

Grade 4 Science Written: June 7<sup>th</sup>

## Report Card Grades:

Just a friendly reminder that report cards are only distributed in 3<sup>rd</sup> and 4<sup>th</sup> grades the first marking period which will be in early December. As you are meeting your child's teacher, please keep in mind what the 4,3,2,1 rating scale represents. If your child receives a '3' on the report card, that means your child is currently meeting grade level expectations. A '4' would represent that your child is performing above grade level expectations consistently, which is very difficult to attain in the first marking period. A '2' means that your child is working towards grade level expectation and a '1' represents that your child is struggling with and not meeting the current grade level expectations.



## October Snapshots



*Check out more photos and events on our [Facebook](#) and [itslearning](#) pages!*



## October's Character Trait is

Character Education

# Citizenship

- Help to make your community, school and world a better place
- Take responsibility for what goes on around you
- Participate in community service and help take care of the environment
- Treat others with respect and dignity

Character Matters  
Horseheads Central School District

## Horseheads Central School District's Mission & Vision:



Horseheads Central School District sets the standard of educational excellence by fostering innovative thinking, curiosity, and a passion for learning to maximize the potential of each individual. We engage with our local and global communities to provide a student-centered, nurturing environment.

**EXPLORE      EMPOWER      EXCEL**



**To report child abuse or neglect call toll free 1-800-342-3720 or [ocfs.ny.gov/main/cps](http://ocfs.ny.gov/main/cps)**

## November Word Search



Words to Find

- Autumn
- Fall
- Family
- Feast
- Leaves
- Native (Americans)
- November
- Pilgrims
- Turkey

## Thanksgiving Sudoku

Write a number from 1 - 4 in each square so that every row, column and mini grid contains the numbers from 1 - 4



4	3	1	
2		4	
		2	1
	2		4

	4	2	
2		4	1
4			
3		1	4

The Horseheads Central School District offers educational programs without regard to race, color, national origin, creed, religion, marital status, military status, sex, sexual orientation, age, gender identity, predisposing genetic characteristic, or disability, and provides equal access to applicable groups under the Boy Scouts of America Equal Access Act. Inquiries regarding this policy may be made to Caitlin DeFilippo, Title IX/DASA Coordinator, and Co-Civil Rights Compliance Officer; Anthony Gill, Co-Civil Rights Compliance Officer; or Kelly Squires, Section 504 Coordinator, Horseheads Central School District, One Raider Lane, Horseheads, NY 14845, (607) 739-5601.

The Dignity Act Coordinator (DAC) for the Horseheads Central School District is Caitlin DeFilippo, director of Human Resources. If there is a complaint regarding discrimination, harassment or bullying of any student, the complaint should be filed with Caitlin DeFilippo at One Raider Lane, Horseheads, NY 14845; 607-739-5601, x4211, or [cdefilippo@horseheadsdistrict.com](mailto:cdefilippo@horseheadsdistrict.com). The Dignity Act Coordinator (DAC) for Gardner Road Elementary is Patrick Patterson. Complaints regarding discrimination, harassment, or bullying of any student should be referred to Patrick Patterson at (607) 739 - 6347.



### This month we focus on Digital Identity

Last month we focused on DIGITAL SAFETY and SECURITY. This month we will focus on DIGITAL IDENTITY which is related to safety, privacy, and security because part of controlling your online IDENTITY has to do with maintaining the privacy and security of personal information with regards to your digital life.



#### DEFINITION OF

#### DIGITAL FOOTPRINT

“the information about a particular person that exists on the internet as a result of their online activity”

In previous issues we have written about your DIGITAL FOOTPRINT, which is one of the main things that you need to be aware of as you visit web sites and use online services.

It is an identity that goes with you as you interact with search engines, vendors, social media, and informational sites. Many sites will customize the content that is presented to you as you land on their site.

Each link you click on and every item that you “like” gets added into the pool of data about you that sites can use take advantage of you as you are surfing.

Be aware of the types of data that sites are collecting by looking at their policies, and use any controls that your browser programs may allow like DNT (Do Not Track) settings.

Some sites allow you to view the data that have about you, and some may allow you to delete it.

MORE ON THE NEXT PAGE →



DEMOCRAT



REPUBLICAN

DO YOU IDENTIFY WITH EITHER OF THESE PARTIES?

Are you aware that there is an election this month? We see signs, and symbols representing politicians all around our neighborhoods, and we can't turn on the TV or go online without seeing video ads, or tweets about political candidates and topics.

DO YOU FEEL THAT THESE MESSAGES ARE BASED ON FACTS OR OPINIONS? DO THEY SEEM TO BE TARGETING YOU? DO YOU FEEL THAT THEY ARE TRYING TO SWAY YOU TO CHANGE YOUR MIND? OR TO CHANGE YOUR VOTE?

When you use social media or browse through web sites...

DO YOU NOTICE ADVERTISING NEAR THE TOPS OF PAGES? OR IN THE MARGINS? DO THE ADS SEEM RELATED TO THINGS THAT YOU HAVE POSTED ABOUT? OR ITEMS THAT YOU HAVE SEARCHED?

As a digital citizen it is important to be aware of your footprint as you use sites and services, it is equally as important to be aware of sites that are trying to influence you with false information and fake claims.

BE AWARE OF SITES THAT DISPLAY INFORMATION THAT IS CLEARLY BIASED, OR IS FAKE NEWS, OR THAT TRIES TO INFLUENCE YOU.


In this time where we have been bombarded by political news and information, have you noticed:

MEDIA THAT HAS BEEN SPECIFICALLY TARGETED AT YOU?  
INAPPROPRIATE PRODUCTS OR SERVICES THAT HAVE BEEN  
OFFERED TO YOU BASED ON SOMETHING YOU CLICKED?  
MESSAGES THAT HAVE TRIED TO INFLUENCE OR PRESSURE YOU?



# Whoo Are You Online?

## Breaking down your Digital Identity



Have you ever Googled yourself?

If you answered NO, then I invite you to give it a try. Find anything you weren't expecting? Anyone who has a public presence online has something called a "digital footprint". Anything you post online (the good, the bad, and the ugly) says something about you as a person. It is up to you to decide what you want your digital identity to be.

If you use any social media (Facebook, Twitter, Instagram, TikTok, Snapchat, etc.) then you have already established a digital footprint. It is up to you to decide what you want your digital identity to look like when posting on your social media.

It's growing. Your footprint expands as your information is copied and passed on, making it more searchable and viewable to a large invisible audience.

It's not just up to you. When other people - like your friends, companies, or groups you belong to - track, post, or share information about you, it becomes part of your footprint.

It's permanent. Because it's archived in a variety of ways and passed on by others, it doesn't ever go away.

Don't share something about yourself or someone else that you might later regret - you cannot take it back. Remember, something you post now could affect your future so always THINK before you post!

### LINKS TO DIGITAL FOOTPRINT LESSONS from CommonSense Education

#### Digital Trails (Grade 2)

What information is OK to have in your digital footprint? <http://go.gstric.org/403-trails>

#### The Power of Digital Footprints (Grade 7)

How might our digital footprints shape our future? <http://go.gstric.org/403-power>

#### Social Media and Digital Footprints (Grade 8)

How does using social media affect our digital footprints? <http://go.gstric.org/403-socialmedia>

#### Who's Looking at Your Digital Footprint? (Grade 11)

How can information you post online affect your future opportunities? <http://go.gstric.org/403-whos-looking>

*John Hancock*  
**What's in a Signature?**  
Have you ever gotten an email and wondered 'who is this person'?

*Have you ever gotten an email and wondered 'who is this person'? Adding a signature to your emails helps people know who you are and your role in the school. When you send an email people may not have the information they need to adequately respond to you. For students, this means adding at least your first name and your school. For emails that go to people outside the school you would never want to include your last name or grade to stay safe. For staff that means adding your full name, title, work location, and a phone with extension. This makes it easy for people to contact you and better understand your role at your school.*

*The good news is that adding a signature is easy. Different programs like Office 365, Google and Outlook usually have a "Mail" tab under Options or File and then a "Signature" section where you can include a signature for both new and reply emails (these can be different). Remember - each separate device needs its own signature as these do not 'travel' across devices.*

*So go ahead and make your email signature as unique as you are - add a quote, your website, a fancy font - just remember to make it school-friendly. Stuck?!? It didn't work?!? You can always "Ask a Librarian" in your school for help.*



## ON IDENTITY THEFT

Dear Techie Tom,

*I have heard so much about identity theft on the news lately and I am concerned about the safety of my information. What steps can I take to protect mine and my family's identity online?*

-Billie B.

Dear Billie B.,

Identity theft is a real concern now-a-days and would be thieves are getting more creative in trying to get yours and your family's information. You can ensure that your identity stays safe by taking some of the following steps:

1. Use strong, secure passwords and try not to use the same password twice.
2. Be careful with your physical (on paper) information. Shred all documents with personal details that may arrive in the mail or through other means.
3. Never enter information like your social security number, credit card number, or any other identifiable information on sites that you do not trust.
4. Avoid opening emails, clicking on links, or attachments from people you don't know.
5. Check your credit report at no cost once a year at **AnnualCreditReport.com**, which is approved by the Federal Trade Commission, to make sure there is no suspicious activity.
6. If you suspect your identity has been stolen, you can contact the Identity Theft Resource center at 1-888-400-5530 or by visiting **www.idtheftcenter.org**

**By staying vigilant, you can make sure that all your personal information stays secure!**

You can view more tips using our short link <http://go.gstric.org/403-theft> (content from **ConnectSafely.org**).




## Activity Time - More Awesomeness

In the October 2020 issue of this newsletter, we introduced you to the wonderful world of **Interland**, which is a part of Google's **Be Internet Awesome** initiative.

**Interland** has a world called **Tower of Treasures**, where your task is to collect your personal information and save it in the tower of treasure before hackers get it!

You can play this game with no sign up at <http://go.gstric.org/403-tower>

Once you have dodged the hackers, head on over the **Be Internet Awesome Family Page** at <http://go.gstric.org/403-families> and check out some fantastic print resources and activities centering around all things digital citizenship!



### GSTRIC Digital Citizenship Resources

The Digital Citizenship Committee has been providing newsletters going on four years now! Have you ever been to the Digital Citizenship website and checked out all the available resources?

The URL for the website is <http://dc.gstboces.org>

Browsing the website, you will find links to:

- Digital Citizenship Monthly Newsletters
- Digital Citizenship Blog
- The current 2021-2022 Calendar Contest information
- The 2020-2021 Digital Citizenship Calendar
- All student art submitted for the 2020-2021 Digital Citizenship Calendar contest
- Downloadable/Printable Resources
- GST Web Resources
- Copyright and Fair Use Resources
- Other Web Resources
- Resources from a past GST BOCES Workshop on Digital Citizenship

Currently not receiving our monthly newsletter electronically. Sign up here <http://go.gstric.org/dcnews-signup>

Follow us on Instagram - <https://www.instagram.com/dc.gstboces/>

Once you have checked out our webpage, and caught up on newsletters, send any comments, suggestions and questions to [dc@gstboces.org](mailto:dc@gstboces.org). We would be glad to hear from you.







digital  
detective

# Exploring Your Own Digital Footprint

NOVEMBER 2020

Use this sheet to jot down sites and services that you use regularly and explore their privacy policies. What types of information are they collecting about you? Do you notice that the site customizes its content specifically for you? If your friends use the site, does it show them the same content it shows you?

websites that you use:









social media:

searches + commercial sites:

★★ After you have finished your investigations, share your information and what you have learned with your parents and your family, your teachers, and your classmates. And of course, you can always share it with us at [dc@gstboces.org](mailto:dc@gstboces.org).



# October/November 2020: Gardner Road Elementary

Monday	Tuesday	Wednesday	Thursday	Friday
<p>Oct 26 Day 1</p> 	<p>Oct 27 Day 2</p>	<p>Oct 28</p> <p>Virtual Assembly - 1:00 PM: Live: Halloween Dance Party</p> 	<p>Oct 29 Day 3</p>	<p>Oct 30 Day 4</p> 
<p>Nov 2 Day 1</p>	<p>Nov 3 Day 2</p> 	<p>Nov 4</p> <p>Pre-Recorded Virtual Assembly: Veterans Day and Pumpkin Project</p>	<p>Nov 5 Day 3</p>	<p>Nov 6 Day 4</p>
<p>Nov 9 Day 1</p>	<p>Nov 10 Day 2</p>	<p>Nov 11—No School</p> 	<p>Nov 12</p> 	<p>Nov 13</p> 
<p>Nov 16</p> 	<p>Nov 17</p> 	<p>Nov 18</p> <p>Pre-Recorded Virtual Assembly: Top Secret Student Mission with Mr. Patterson</p>	<p>Nov 19</p> <p>BOE Meeting 6:00 PM</p> 	<p>Nov 20</p> 
<p>Nov 23</p> 	<p>Nov 24</p> 	<p>Nov 25—27: No School</p>  <p><b>Citizenship: Character Education at Home:</b></p> <ul style="list-style-type: none"> <li>-Take your child with you to vote. Explain why it is important to you.</li> <li>-Thank a veteran in your family or neighborhood.</li> <li>-Teach your kids about the Star Spangled Banner/Pledge .</li> </ul>		