



# Big Flats News

*March / April 2021*

*At Big Flats Elementary,  
we will SOAR together  
as we explore our “wonders”  
in a fun and engaging  
community, where we will  
inspire each other to achieve  
anything!*

Dear Parents and Guardians.

This week marked the anniversary of the first known COVID-19 case in the United States. It is hard to believe that we are now officially in our second year of the COVID-19 Pandemic. I know the past year has been incredibly difficult for many of our families. Some families have lost their jobs and incomes, while others have lost friends and family members due to the pandemic. A year later, we are beginning to see first responders, educators and our elderly population receive their first and second doses of the COVID-19 vaccination. We still have millions of people waiting to get vaccinated.

As we begin the second year of COVID-19, I once again want to thank all our students, parents, teachers, and support staff for everything that you have done to support our Big Flats Falcons! I know it hasn't been easy, but I continue to be incredibly impressed with the resiliency of our students. It is obvious that our students enjoy and want to be in school. I can assure you that our teachers, support staff and I all, want your children to be in school too! I continue to have hope that as more and more people become vaccinated and our infection rates continue to drop across our great country, we will begin to see some kind of “normalcy, return” when it comes to public education.

With the upcoming Spring Break in April, I wanted to make sure that everyone is aware of the travel expectations, should any families plan to go out of state on vacation. All NYS families will need to follow the NYS Travel Restrictions which to date, include obtaining a negative COVID-19 Test 72 hours prior to leaving the state in which you visited, and then upon your return home that you quarantine for 4 days before obtaining another COVID-19 test. Upon the written proof and approval from our school nurse, of **BOTH COVID-19 negative tests**, your child(ren) will then be allowed back into school. The other travel option is to return home and quarantine for 10 days. It is imperative that any family that plans to travel out of state over Spring Break, please contact your child's teacher to advise them of your intended plans, as your child will most likely be missing additional school days. For the health and wellness of all our students, faculty, and staff we ALL greatly appreciate your continued support, understanding and compliance of these travel restrictions. If anyone has any questions or concerns, regarding your upcoming travel plans, please do not hesitate to outreach me.

Sincerely,

Elizabeth M. Scaptura

Principal

## Elementary Lunches (K-6)

School Food Services prices for the 2020-2021 school year will be:

Breakfast: \$1.25

Lunch: \$2.10

## School Hours

Hours for the Elementary Schools are:

8:15 a.m. to 2:25 p.m.

## Office Hours

Our school office hours during regular school days are:

Monday through Friday

7:30 a.m. to 3:30 p.m.

## Office Phone Numbers

(607) 739-6373

(607) 795-2550

Fax: (607) 795-2555



**Horseheads Central School District** sets the standard of educational excellence by fostering innovative thinking, curiosity, and a passion for learning to maximize the potential of each individual. We engage with our local and global communities to provide a student-centered, nurturing environment.

*Explore*

*Empower*

*Excel*

### FRIENDLY REMINDERS:

#### PLACEMENT INFORMATION FOR 5th GRADE at the Intermediate School

The Intermediate School will soon be completing 2021-2022 classroom placements for students. We create class sections with the intent to achieve a mix of students by ability, gender, personality, and individual special needs. While we are unable to honor specific requests for teachers, we value your input from a parent's perspective. If you have specific information about your child's needs which should be taken into consideration or a specific previous personal experience, please put them in writing and send them to the Intermediate School no later than April 1st. We look forward to working with you to ensure your child's academic success! Thank you!

The Horseheads Central School District is looking for interested individuals for several job positions: cleaner, bus driver, food service worker, as well as substitute clerical, nurse, cleaner, teachers and teaching assistants. We seek candidates who are 18 or older, including retired community members. To apply, complete our district application and submit it, along with all required documents, to Human Resources. The district application may be found here: <http://www.horseheadsdistrict.com/uploadeddocs/application.pdf> or picked up at our Human Resources Office. Questions? Email us at [hcsdinfo@horseheadsdistrict.com](mailto:hcsdinfo@horseheadsdistrict.com).

## 2021-22 Budget Development

The Board of Education and district are currently developing the proposed 2021-22 School Budget. The global pandemic, now nearing a year, has led to a challenging time for budgets in our district, nation, state and homes. The board will continue budget development at their next several meetings until the final adoption of the budget to be offered to voters May 18. All meetings begin at 6pm and are held via zoom with live streaming. Here is the schedule:

- Thursday, March 4 – Budget Workshop
- Thursday, March 18 – Regular Meeting
- Thursday, April 15 – Budget Workshop
- Wednesday, May 5 – Tentative Board Candidates' Forum

Thursday, May 6 – Public Hearing on 2021-22 Budget

The **Budget Vote/Board of Education Election** is **Tuesday, May 18, 7am-9pm, in the High School South Gym.**

All meetings are live streamed (at <http://ideas.gstboces.org/hhds/>), recorded, and posted to the district website. As reported prior to the January meeting, public comment is allowed via zoom at the meeting's designated location. For more information on the process, schedule, and locations click here: [HCS D Board of Education](http://www.horseheadsdistrict.com/boardofeducation).

Questions about the budget or voting? Email the district at [hcsdinfo@horseheadsdistrict.com](mailto:hcsdinfo@horseheadsdistrict.com) or call (607) 739-5601, x4295.

### REMAINING SPIRIT DAYS:

Tuesday March 2 & Friday, March 5 – Wear your pajamas and read Dr. Seuss books

Wednesday, March 17 – Wear your green

Wednesday, March 31 – MASK-a-Raider Day (Wear a fun mask)

Tuesday, April 13 & Friday, April 16 – Shine Bright Day! (Wear a bright color)

Tuesday, May 18 & Friday, May 21 – Mismatch Day (Wear mismatched apparel)

Tuesday, June 22 & Thursday, June 24 – Hawaiian Day (Wear your Hawaiian apparel)

Wednesday, June 23 – Virtual Victory Slideshow

### ATTENTION PARENTS AND GUARDIANS OF 3RD AND 4TH GRADERS

To provide schools and parents with an assessment of student achievement, New York State has developed the New York State Testing Program. These standardized tests challenge all students in grades 3 through 8 to demonstrate their knowledge and skills in English Language Arts, Mathematics, and Science. Please visit the site at <https://www.engageny.org/parent-and-family-resources>. If you are interested in viewing this site but do not have access to the Internet, please call the school office so that we can make arrangements for you to see this guide.

3<sup>rd</sup> and 4<sup>th</sup> grade ELA—April 20-21, 2021

3<sup>rd</sup> and 4<sup>th</sup> grade Math—May 4-5, 2021

4<sup>th</sup> grade Science Performance Test—May 25, 2021

4<sup>th</sup> grade Science Written Test—June 7, 2021

### Student Materials/Packets

#### Pick-Ups & Drop-Offs:

Thursdays and/or Fridays:

7:30 am to 8:00 am

9:30 am to 1:30 pm

2:45 pm to 3:30 pm

### Teacher Placements for the upcoming 2021-2022

#### School Year:

It's that time of year, when we begin to prepare for next year! If you have any concerns regarding your child(ren's) next year's teacher placement please put your concerns in writing to Mrs. Scaptura, no later than Friday, April 16<sup>th</sup>, 2021. Per BOE policy parents can NOT request a specific teacher.

#### Please Remember These Important Reminders!

### Parent Morning Drop Off Times:

K-4: 7:45am - 8:15am

PK: 8:50am - 9:05am

### Parent Afternoon Pick Up Times:

PK: 1:50 pm - 2:00 pm

K-4: 2:05 pm - 2:20 pm

Please be punctual! We are running on a very tight schedule. We appreciate your support!

- Please continue to take the Stay Well survey via email each morning to ensure your child(ren) are healthy and meet the guidelines to attend school. If you are NOT receiving this email, PLEASE check your Junk email and call our main office or email Mrs. Scaptura if it's not there so we can inquire as to why you're NOT receiving the survey. Sometimes the system has occasional glitches.
- If your family has traveled out of state, please be sure to let your child(ren)'s teacher know as soon as possible, as well as follow the Governor's Executive Order guidelines upon your return home.
- If your child(ren) are not able to attend school, please email your child's teacher or call our main office to advise us of your child's absence. Our school nurse must call each child's parent to inquire about their absence, so advising us ahead of time would help us be more efficient with our daily procedures.
- If you are having any technology issues or concerns, please let your child(ren)'s teacher know. We are here to assist and help as much as we can.
- If your child is struggling socially and/or emotionally, please contact Mrs. Scaptura and she will ensure that your child gets the support that they need.
- Please be sure to continue to send your child(ren) to school with the appropriate winter weather items such as: coat, hat, boots, mittens, snow pants, etc. With the increased mask wearing due to COVID-19, our teachers and staff look forward to going outside daily! All students go outside for recess, so please make sure that your child is prepared!
- Lastly, please be sure that your child(ren) are prepared for their daily remote lessons. Students should be sitting up at a desk or table to ensure they are ready to learn. Please remind students to always be appropriate during their lessons. If your child misses a lesson, please be sure to have them go back and watch the recorded lesson(s) and complete the necessary assignments. If you have any questions on any assignments or how your child is doing, please contact your child's teacher.

## Spirit Days



Pajama Day  
March 2 & 5



St. Patrick's Day  
Wear your Green  
March 17



Shine Bright Days!  
Wear bright colors  
April 13 & 16

## Mark Your Calendars

### March 2

Dr. Seuss Day—Wear pajamas  
(Cohort A)

PTO Mtg; 6pm

### March 5

Dr. Seuss Day—Wear pajamas  
(Cohort B)

### March 17

St. Patrick's Day—Wear green

### March 18

BOE Mtg; 6pm

### March 31

Mask-A-Raider Day

### April 2-9

Spring Recess

### April 12-16

PK & K Conferences

### April 13

Shine Bright—Wear bright colors  
(Cohort A)

### April 16

Shine Bright—Wear bright colors  
(Cohort B)

### April 20-21

NYS ELA Assessments

### April 21

BOE Mtg; 6pm


### April 23

Report Cards Go Home

## March —The month of:

### RESPECT

- Follow the Golden Rule
- Be tolerant and accepting
- Deal peacefully with anger and insults
- Use good manners, not bad language
- Be considerate of the feelings of others
- Don't threaten, hit, or hurt anyone



## April —The month of:

### Responsibility

- Be reliable and dependable
- Be responsible at home, school, and in your community
- Think before you act
- Take responsibility for your actions

## PreKindergarten Registration for 2021-22

Due to the ongoing pandemic and out of an abundance of caution, registration for Pre-K will not be in person this year. Parents of PreK eligible children are asked to submit forms via email, fax, or postal mail. The district is mailing registration packets around March 1 to parents of all eligible children in our database. If you do not receive a packet by March 5, or have questions about pre-k registration, please contact us at [kmclain@horseheadsdistrict.com](mailto:kmclain@horseheadsdistrict.com) or (607) 739-5601, x4251.

## Dignity Act Coordinator

The Dignity Act Coordinator (DAC) for Big Flats Elementary is Elizabeth Scaptura. Complaints regarding discrimination, harassment, or bullying of any student should be referred to Mrs. Scaptura at (607)-739-6373. The Dignity Act Coordinator (DAC) for the Horseheads Central School District is Caitlin DeFilippo, director of Human Resources. If there is a complaint regarding discrimination, harassment, or bullying of any student, the complaint should be filed with Caitlin DeFilippo at One Raider Lane, Horseheads, NY 14845; 607-739-5601 x4211, or [cdefilippo@horseheadsdistrict.com](mailto:cdefilippo@horseheadsdistrict.com).

## Non-Discrimination Notification

The Horseheads Central School District offers educational programs without regard to race, color, national origin, creed, religion, marital status, military status, sex, sexual orientation, age, gender identity, predisposing genetic characteristic, or disability, and provides equal access to applicable groups under the Boy Scouts of America Equal Access Act. Inquiries regarding this policy may be made to Caitlin DeFilippo, Title IX/DASA Coordinator, and Co-Civil Rights Compliance Officer; Anthony Gill, Co-Civil Rights Compliance Officer; or Kelly Squires, Section 504 Coordinator, Horseheads Central School District, One Raider Lane, Horseheads, NY 14845, (607) 739-5601.

This policy of non-discrimination includes access by students to educational programs, counseling services, course offerings, and activities, as well as recruitment and appointment of employees and employment pay, benefits, advancement and/or termination.

## Learn Up-To-Date Information About Our Schools and the District

**Facebook:** The district and each of our seven schools have pages. "Like" them to see our information in your news feed. **Twitter:** Follow us on Twitter at @HhdsSchools to read our tweets. Follow Mrs. Scaptura on Twitter at @escaptura1 **Instagram:** The district's page—hhdsschools

Visit our district website at:

[www.horseheadsdistrict.com](http://www.horseheadsdistrict.com).

Questions about our website or social media? E-mail [hcsdin-fo@horseheadsdistrict.com](mailto:hcsdin-fo@horseheadsdistrict.com)



# March 2021

**Eat** the  
Colors  
of the  
**Rainbow**



## Horseheads Central School District Grades PK-8th In School Menu

National School Breakfast Week is March 8th - 12th!! Come check out what your school cafeteria has to offer!

Monday	Tuesday	Wednesday	Thursday	Friday
1 Ultimate Cheese Breadstick w/Marinara Sauce Turkey & Cheese Sandwich Sliced Carrots	2 Meat Taco w/Rice Bean Taco w/Rice Chicken Caesar Salad w/Bread Choice Golden Sweet Corn Refried Beans	3 Chef Salad w/Soft Pretzel Tuna Salad Sandwich Green Beans	4 Ultimate Cheese Breadstick w/Marinara Sauce Turkey & Cheese Sandwich Sliced Carrots	5 Meat Taco w/Rice Bean Taco w/Rice Chicken Caesar Salad w/Bread Choice Golden Sweet Corn Refried Beans
8 Hot Dog on a Roll Turkey Club Sub Sliced Carrots	9 Pulled Pork Nacho Grande w/Rice Chicken BLT Salad w/Bread Choice Golden Sweet Corn	10 NY Cheese Stick & Yogurt w/Soft Pretzel Ham & Cheese Sandwich Green Beans	11 Hot Dog on a Roll Turkey Club Sub Sliced Carrots	12 Pulled Pork Nacho Grande w/Rice Chicken BLT Salad w/Bread Choice Golden Sweet Corn
15 Baked Mozzarella Sticks w/Marinara Sauce & Pasta Buffalo Chicken Wrap Sliced Carrots	16 Meat Walking Taco w/Rice Bean Walking Taco w/Rice Chicken Caesar Salad w/Bread Choice Golden Sweet Corn Refried Beans	17 NY Cheese Stick & Yogurt w/Soft Pretzel Turkey & Cheese Sandwich Green Beans	18 Baked Mozzarella Sticks w/Marinara Sauce & Pasta Buffalo Chicken Wrap Sliced Carrots	19 Meat Walking Taco w/Rice Bean Walking Taco w/Rice Chicken Caesar Salad w/Bread Choice Golden Sweet Corn Refried Beans
22 Mini Pancakes w/Sausage Ham & Cheese Sandwich Sliced Carrots	23 Homemade NY Macaroni & Cheese Chicken BLT Salad w/Bread Choice Steamed Broccoli	24 NY Cheese Stick & Yogurt w/Soft Pretzel Chicken Ranch Wrap Green Beans	25 Mini Pancakes w/Sausage Ham & Cheese Sandwich Sliced Carrots	26 Homemade NY Macaroni & Cheese Chicken BLT Salad w/Bread Choice Steamed Broccoli
29 Ultimate Cheese Breadstick w/Marinara Sauce Turkey & Cheese Sandwich Sliced Carrots	30 Meat Taco w/Rice Bean Taco w/Rice Chicken Caesar Salad w/Bread Choice Golden Sweet Corn Refried Beans	31 Ultimate Cheese Breadstick w/Marinara Sauce Turkey & Cheese Sandwich Sliced Carrots		

### DAILY ENTREES

#### Elem/Int/Middle:

PBJ Sandwich

**Tues/Fri:** Cheese Pizza

**M/TH:** Baked Chicken Nuggets w/Bread

**Wed:** Baked Chicken Nuggets w/Bread or Cheese Pizza

### DAILY ENTREES Grades 5th-

#### 8th:

Hummus w/Fresh Vegetables & Chips

### Available Daily Sides

Fresh Vegetables

Fruit Choice

NY Chilled Milk

**\*Bread Choice = Soft Pretzel or Bagel**

### PRICING:

Breakfast & Lunch: \$0.00

Milk/Ala Carte Sides: \$0.75

Snacks: \$0.50-\$1.30

### Breakfast Menu

**Choice 1:** Cinnamon Roll

or

M/W/F: Cereal Bowl &

Goldfish Graham

T/TH: Cereal Bowl & Muffin

Top

**Daily Options:** Fruit Choice, 100% Fruit Juice & Asst. Milk

  
Make Online Payments at  
[Payschoolcentral.com!](https://payschoolcentral.com/)

**wake up!**  
to  
School Breakfast

Contact the Food Service Office if you have any questions, comments or concerns. We can be reached at (607) 739-5601 (ext. 3671 or ext. 3674) or go to the School District Website Food Service Page & click on the Contact Us button to fill in and submit your information.

This institution is an equal opportunity employer & provider.

This menu is subject to change with out advance notice.



# Digital Citizen News

## February 2021

SOMEONE  
HACKED  
MY SHADOW



Volume 4 : Issue 6 - February 2021

### This month we focus on Digital Privacy

#### 3 Major Issues Concerning Online Privacy

Source: <http://go.gstric.org/406-issues>

- \* **Spying and Snooping** - When you are online, you are spied by a number of trackers which keep a record of your search history and track all your online activities. This provides a clear picture of who you are and your interests. Most of the time, this tracking is for advertisement purposes but sometimes this information is used by cybercriminals.
- \* **Information Mishandling** - Some sites on the internet may need personal information to give you access to their services. These sites often store that information in cookies. Most of the time this information is not encrypted and can be accessed by anyone. This mishandling of personal information may lead to serious consequences.
- \* **Location Tracking** - Many internet users post their current location along with tagging friends and family members in their social media. It's fun and exciting to share your life events, but this data does not remain restricted to your expected audience only. You are providing data gives first-hand info to the world about where exactly you are and what your next move is, which is certainly risky and insecure.

How to Protect Your Digital Privacy (New York Times Privacy Project) - <http://go.gstric.org/406-NYTprivacy>

10 Tips to Improve your Internet Privacy (Kaspersky Labs Cybersecurity) - <http://go.gstric.org/406-KasperskyTips>

## CALENDAR CONTEST

TIME IS  
RUNNING OUT!




GET A FULL PAGE FOR YOUR ART!



**STUDENTS!  
GET YOUR  
ORIGINAL ART  
PUBLISHED IN  
OUR ANNUAL  
DIGITAL  
CITIZENSHIP  
CALENDAR!**

**CONTEST DEADLINE:  
FEBRUARY 28th 2021**

GET ALL THE DETAILS AND ENTRY FORM  
AT <http://go.gstric.org/406-contest>



**WATERFALL (1961)  
MC ESCHER**

SEE IF YOU CAN LOCATE A  
LARGER IMAGE OF THIS ART  
WORK. STUDY IT. DESCRIBE  
WHAT YOU SEE.

MORE ABOUT MC ESCHER  
<http://go.gstric.org/406-escher>

OBJECTIVE REALITY  
SUBJECTIVE REALITY  
VIRTUAL REALITY  
AUGMENTED REALITY  
MIXED REALITY  
MY REALITY

### WHAT IS YOUR REALITY?

What things define the reality of your life? What type(s) of news do you watch? What type(s) of articles do you read? Do you have a limited number of sites that you visit online? Do you always talk to the same people?

All of these things may influence your view of your reality. We know that certain news groups and websites have certain biases. If you use social media it may feed you news and headlines based on your likes. We hear lots of fake news and misleading information. (more on page 4)

# 5 competencies of digital citizenship

ISTE has made teaching about Digital Citizenship more active by introducing five competencies focused on getting students DOING more to demonstrate DC Values.

## INCLUSIVE:

I am open to hearing and respectfully recognizing multiple viewpoints, and I engage with others online with respect and empathy.

## INFORMED:

I evaluate the accuracy, perspective, and validity of digital media and social posts.

## ENGAGED:

I use technology and digital channels for civic engagement, to solve problems and be a force for good in both physical and virtual communities.

## BALANCED:

I make informed decisions about how to prioritize my time and activities online and off.

## ALERT:

I am aware of my online actions, and know how to be safe and create safe spaces for others online.

<http://go.gstric.org/406-5comps>

## Rethinking Digital Citizenship



### Richard Culatta

Chief Executive Officer, ISTE

*"Far too often, digital citizenship is taught in a negative way — here's the list of all the stuff you should not do online. And while I appreciate the intent behind anti-cyberbullying campaigns, we don't teach other things as "anti-" in schools. And so we must challenge ourselves to do better."*

- Richard Culatta (2019)

▶ Rethinking Digital Citizenship (2018 11:08)  
<http://go.gstric.org/406-Rethink>

▶ Making Digital Citizenship about the Do's, not the Don'ts (2019 3:14)  
<http://go.gstric.org/406-TheDos>

#digcitcommit

# DEVELOP HABITS TO PROTECT YOURSELF

FROM

# FRAUD

- ▶ Improve Your Passwords - use Multi-factor authentication if available.
- ▶ Manage your email - use spam and malware filters. Be wary of attachments.
- ▶ Avoid suspicious or special offers - if it sounds too good it probably is.
- ▶ Filter what you share on social media.
- ▶ Do a Facebook privacy checkup or use whatever tools are available on your social media.
- ▶ Filter your phone calls - don't answer calls if you don't know who they are from.
- ▶ Check your credit report regularly - investigate unknown charges.



# SECURITY in 2-D!



PUT ON  
YOUR



GLASSES

If you've heard your colleagues, school representatives, or teachers talk about "2-D" or "2-D compliance" and think it sounds technical, here's the break-down of the basics:

**"2-D" is a section of the NYS Education Law that deals with security of student data and employee data.**

"Student data" is anything that can identify a student; like:

- Name, address, family members
- Student ID numbers, medical and government records
- Place and date of birth, mother's maiden name
- Anything else that can be used to identify an individual student!

Everyone in your school district (Admins, principals, teachers, staff, etc.) is required to help prevent the "unauthorized release of personally identifiable information".

Any computer program, app, information database, digital record keeping, etc, supplied by an outside company (Google, Apple, etc) must sign an agreement with each school district that they will not collect and/or share student data.

### The Bottom line:

Section 2-D was created to keep student information safe and it's all of our responsibility to help keep it secure!

## A QUICK LOOK AT ENCRYPTION

*What a Difference an "S" makes*

One of the methods that the Internet uses to increase the privacy and security of information is encryption. **Encryption** takes information that would normally be easily readable by humans and "scrambles" it using a random string of characters (the "key"), and then sends it across the Internet to the user. The user's then uses the key to unscramble the information so that you can read and use it.

### Example of Plain text (not encrypted data) vs. Encrypted text

#### PLAIN TEXT PACKET (NOT ENCRYPTED)

credit card number  
45678901234000  
expiry data 12/25  
cvv code 678

#### ENCRYPTED TEXT PACKET

bGiJtYrSh74GtSZj  
h&iloLmD98D13zZs  
uljMd77SGgd38&\$d  
yYAssaNs&#1kdSzd

More and more web sites are using encryption so that you can be sure all of the data that passes from their server to your browser can not be read by a third party trying to steal your information. You have probably noticed that a lot of addresses start with **https:** instead of **http:** - adding the "s" means that the connection is encrypted. You will also notice when you are using these sites that there is a padlock icon in the address bar.



Whenever you are submitting personal information with credit card or account numbers make sure that the site is using **https:**







The New York State Association for Computers and Technology in Education (NYSCATE) held a Virtual Annual Conference from November 20-23, 2021, and we were there. Our very own GST BOCES Instructional Support Teacher and Digital Citizenship Team Member, **KATIE COOKE**, did a virtual presentation during the "Fab 5 Presentations" about Digital Citizenship and the resources available through our services. There were over 100 attendees in the live session and who knows how many will go back and watch it asynchronously!



Visit the NYSCATE website

<http://go.gstric.org/406-NYSCATE>

Visit the NYSCATE Annual Conference Page

<http://go.gstric.org/406-conference>

View and listen to Katie's presentation

<http://go.gstric.org/406-pres-cooke>



## WHAT IS YOUR REALITY? WHAT THINGS EFFECT HOW YOU VIEW YOUR REALITY IN 2021?

(continued from Page 1) On page 1 of this newsletter we began our article with an image created by the artist MC Escher. Escher had a very different way of looking at the world, which he illustrated in his work. We continued by asking you to think about sources of information and how they influence your view of reality.

Social media has created an entirely new profession of workers who are actually called "influencers". They make their livings by influencing you to try and buy products from various manufacturers and vendors. We also hear daily about social media platforms removing posts that are misleading, fake, or fraudulent. We are confronted by sites and sources that are labeled as "fake news". Do you allow fake news peddlers and influencers to have an effect on how you view your world?

Our news recently was taken over by disturbing events in our nation's capitol where protesters were convinced that their reality entitled them to be violent and destructive. We suggest a few sites below that may help you to make sense of what happened.



**Drawing Hands**  
MC Escher (1948)

### Help Kids Spot Fake News and Decode Media Messages

Grades K-5 - <http://go.gstric.org/406-media-K-5> or 6-12 - <http://go.gstric.org/406-media-6-12>

Talking to Kids About the Violence at the U.S. Capitol - <http://go.gstric.org/406-capitol>



Dear  
**Techie  
Tom**

Dear Techie Tom:

There have been a lot of stories lately on ground hog social media about accounts being hacked.

How can I create a password that will be hard to be hacked?

Hard to Hack Phil

Dear Hard to Hack Phil,

What a great question! Try to avoid using any easy to guess information such as a pets name, your birthday, your kids names, your address or your phone number.

You may want to try using a passcode phrase to make a unique password that doesn't have any easy to access information in it.

For example: **My20catslike\*s**. Or use the first letters from your phrase for example you could use the phrase: "My socks are red and blue today!" to create the password **Msarab2day!**

Another tip is to have different passwords for different type of accounts. One password might be for your school accounts, a different one for any free accounts you may create, and another unique password for any banking or high-level security accounts.

Stay safe out there!

Techie Tom

You can use the site at <http://go.gstric.org/406-test-password> to check and see how long it would take a hacker to get your password.




# The Golden Rules of Chat Etiquette

Chats can be good educational tools but they also have some rules of behavior that you should abide by to be a good digital citizen.

The golden rules of chat include:

- Being respectful with the rest of classmates, teacher and all participants
- Respecting the opinions and interventions of others even if they are different than yours
- Following the rules set by the teacher for the activity that will be carried out in chat
- Using an appropriate font, with a readable size
- Not writing everything in capital letters since this is interpreted as shouting
- Checking your own grammar and spelling, as it can make reading difficult for other people
- Asking questions clearly and concisely so that they are perfectly understood by all
- Reading the contributions made previously so as not to repeat issues
- Sticking to defined themes, avoiding personal or irrelevant issues
- Using Emojis to avoid misinterpretation of text and communicate emotions is OK, but they should not be overused or abused







# Digital Citizen News

## March 2021

MARCH IS WOMEN'S  
HISTORY MONTH



Volume 4 : Issue 7 - March 2021

### This month we focus on Digital Reputation

This month our main topic is **Digital Reputation**.

This is important for **Good Digital Citizens** to consider and is closely related the the topics of **Digital Privacy** and **Digital Security**.

So what is your **Digital Reputation**? It is **all of the information** that someone can find if they were to search for **your name online**.

Is it easy to find **personal information** about you like where you live, what school you go to, or where you work? Can someone find **what you ate last night**? Or **where you are** shopping right now?

Have others posted things about you on **social media**? Are they **positive** messages? Or do they put you in a **bad light**?

(Continue reading about digital reputation on page 3.)

#### WOMEN IN HISTORY - WHO ARE THEY?



#### WHO ARE THESE WOMEN? WHAT ARE THEIR ACCOMPLISHMENTS?

Use your Digital Citizenship Detective Skills to identify these women. We've included their initials in the bottom right corner of each image to help you on your way. Let us know what you learn. Visit <http://dc.gstboces.org>

#ChooseToChallenge

### International Women's Day March 8th, 2021


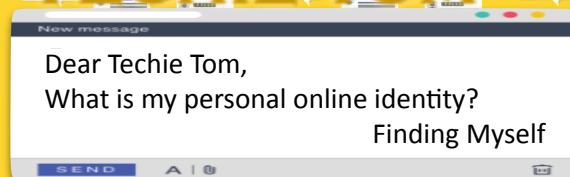
**MISSION:** To celebrate digital advancement and champion the women forging innovation through technology

"Technology is way too important for women to be excluded from its development and use."

Int'l Women's Day site - <http://go.gstric.org/407-IWD>

Selfie Card Activity - <http://go.gstric.org/407-selfies>

## DEAR TECHIE TOM



Dear Finding Myself,

Your personal online identity is anything you put online. You need to be careful with this data because it could be stolen or sold to do harm to your digital reputation. Things you can do to keep yourself safe is to never use your home address or phone number when signing up for something, being mindful that anything you put on the internet is always on the internet even after you delete it and check your privacy settings on any accounts you may have. You should also always read the privacy statements for any accounts you may have. Even if they say they are safe and secure often they are using data in some way. Remember free accounts are free for a reason! Stay Safe!

Techie Tom



# “ROOMERS” AND “ZOOMERS” LEARNING TOGETHER



Elmira City  
School District

## Investing in Relationships and Experiencing How to Interact in an Online Environment

In our current pandemic world, many districts are moving toward a model referred to as concurrent teaching. This method of teaching is bringing our virtual and in-person learners together, allowing them to connect, collaborate and learn together in real time!

For this month's Digital Citizenship Spotlight, we will highlight Shelley MacPherson, a third grade teacher at Hendy Avenue Elementary School in Elmira, NY. Mrs. MacPherson, who describes herself as “the least techie person”, considers why she and her students are so successful with this model of Roomers and Zoomers learning together. See four of her insights below.



By having clear expectations on how to interact in a respectful and positive way online, Mrs. MacPherson and many more amazing and hard-working teachers are setting the stage for these students to understand and build a positive Digital Reputation.

**Time has been invested in checking in on student social and emotional health.**

*Mrs. MacPherson and her student teacher, Mrs. Romeo, who is a Zoomer spend their Morning Meeting time having ALL students share how they are feeling based on the emoji icons shared on the teacher's screen.*

**Clear protocols are in place and time has been invested in classroom management!**

*A “Roomer” was rewarded immediately with a silent cheer from Zoomers when she shared her happy feeling about the act of kindness she did that morning (which was giving everyone in-person a picture to color). The zoomers reaction was part of the regular classroom protocol.*

**An amazing team of teachers working together with no fear of asking questions!**

*Mrs. MacPherson is not afraid to ask technical questions to build on her understanding of technology, and credits her amazing team of teachers with helping to build her confidence with technology.*

**Nurturing Positive Relationships are**

## HUGE!

*Mrs. MacPherson has had the benefit of these students looping with her for multiple years. “No matter what is thrown our way, including COVID and quarantining, you have to have positive relationships for student success and growth.”*







Your Digital Footprint, which we have written about many times, is all of the little bits of information that you leave behind as you use browsers, apps, and digital devices.

### **What does your Digital Footprint or Digital Reputation say about you?**

Does it represent you in a fair way? Is it something that you would be proud of? Would you be embarrassed by anything that you have posted? Are there any images that don't reflect your current intellectual, or maturity level?

Has anyone deliberately posted something to try to make you look bad?

If a future employer did research on you, what would they find? Would they hire you?

Do you judge other people by the information that you see posted about them online? Or do you keep an open mind about people until you have gotten to know them?

Finally, would someone be able to track you by following all of the little pieces of information that you give freely online?

**Try to manage what is available in your digital footprint. Use privacy settings, delete items and close old social media accounts if they don't show you in a positive light.**

Tips for protecting your digital footprint <http://go.gstric.org/407-footprint>

KEEP IT SAFE AND KEEP IT POSITIVE

## **New York State Education Law Section 2-d & What it Means for You**

Last month's issue had a short article introducing NYS Ed Law 2-d. We follow up this month by providing a few more details about this important addition to education law in New York State.

Digital data is everywhere and is being created at a dizzying pace. It is important as an employee of an Educational Institution **that you know and understand your responsibility for protecting data** and adhering to State and Federal laws.

In 2014 New York State implemented Education Law Section 2-D which addresses the **unauthorized release of personally identifiable information**. In January 2020 section §121.7, Training for Educational Agency Employees, was approved as part of the NYS Education Law Section 2-D law. It states that **"All staff must receive annual training on Data Privacy and Security Awareness."**

**GST BOCES** provides a self-paced online interactive training, including audio narration, to meet this new requirement. This training offers an opportunity to learn about State and Federal **laws protecting personally identifiable information**, and **what districts and employees must do to comply with such laws**. Part 2 introduces the **concepts of Phishing, Business Email Compromise and other malicious attempts** to gain your network credentials. Part 3 **outlines Best Practices and offers privacy and data security tips** for use not only at school but home as well. Your district decides which of the three parts are required and the training will track your progress.

Links about NYS Education Law Section 2-d

GST BOCES Data Privacy and Security Training site - <http://go.gstric.org/407-gst-dps>

NYS State Education Law site on NY Senate website - <http://go.gstric.org/407-edlaw2d>

NYSED site with details of Part 121 of the Education Law - <http://go.gstric.org/407-part121>

NYSED site with details of Parent's Bill of Rights regarding Data Privacy - <http://go.gstric.org/407-billofrights>



Professor URL's

Free Lesson Today

# Understanding Locations on the World Wide Web

Most of us use an internet browser program to navigate the World Wide Web every day. Near the top of the browser is the location box, or as some call it, the address bar. Often we see a location that looks something like this one:

(This just happens to be the address of the training for the article above.)

<https://www.gstric.org/training/dps/index.cfm>

protocol

host and domain name

the path to the

page content

The first part of the URL (Uniform Resource Locator - because it is uniform it can be used to address any piece of content on the web; a page, an image, a video, etc.) is the **protocol**. In this case it is **http://** (the hypertext) protocol, but you might see other protocols like **ftp://** (file transfer), or **rtsp://** (for streaming media). The next part of the URL is the **host name** and **domain name** of the server that you will be connecting to. The part up to the first dot, **www**, is a host server in our domain **gstric.org**. (We also have another domain name that we use **gstboces.org**).

The next part of the URL is the path to where the content is located on the host server. Usually it is a **list of words separated by /** ("forward" slashes - note: all of the slashes in a URL are forward slashes). These words represent directories on the server. You could think of the directories like folders on your computer. This piece of content is in a directory called "**dps**", which is inside a directory called "**training**", which is at the top level of that server. The path tells the where to find the content that you want. The final part of the URL is the content itself. Usually it is a filename followed by a dot and a file extension like **index.htm**. Files ending in **.htm**, **.cfm**, **.aspx** are types of **web pages**, **.gif** and **.jpg** are **image files**, **.mp4** or **.mov** are **video files**. Sometimes a URL may end with a forward slash (/). In this case the web server will look for an "index" file like **index.htm**, **index.cfm**, or **index.aspx**.

Sites can include more than just the address in the URL.

[https://www.google.com/search?ei=tYIqYOq&q=url+location&gs\\_lcp=Cgdnd3Mtd...](https://www.google.com/search?ei=tYIqYOq&q=url+location&gs_lcp=Cgdnd3Mtd...)

the query string

You may see a ? (question mark) in a URL. Everything after the question mark is called "the query string". Each piece of information in the query is separated by an ampersand (&). The &q= shows the string searched for at Google ("url location").

The TLD (Top-Level Domain) or "End Domain" - in the lesson above we learned about the domain name of a web site but we didn't mention the top-level domain. Common TLDs are .com (commercial), .edu (higher education), .gov (government), .org (non-profit organizations), etc. Google has their own TLD .google. Try these domain names below.

[about.google](https://about.google) [design.google](https://design.google) [safety.google](https://safety.google) [teachfromanywhere.google](https://teachfromanywhere.google) and [wellbeing.google](https://wellbeing.google)



# STAYING SAFE IN A DIGITAL WORLD

MARCH 2021 POSTER

- Keep personal information secret – your phone number, your email address, your home or school address, or the name of your school.
- Avoid using flirty or suggestive usernames.
- Use privacy settings to limit viewing of your information and enhance your cybersafety.
- Ensure all online communication is respectful.
- Only post comments you would be happy to receive yourself.
- Make sure emotions are expressed appropriately.
- Avoid posting photos which may identify any personal information like schools, or sporting teams.
- Be very aware of the risks involved of sexting.
- Understand the concept of digital archives – once an image or information is in a digital format and is live through technology, it is there for a long time.
- It's public! It is possible that many other people across the world could be watching.
- Think twice before you post – your parents, future employers (and perhaps your children) may end up seeing what you have posted.
- If you wouldn't say it face to face, then you shouldn't write it in a digital environment.
- Think before posting photos of others without their permission – you never know if it will hurt, humiliate or offend them.
- Free offers are usually too good to be true – just say no.
- Delete junk mails immediately and forget about them.
- Use strong passwords for all your accounts.
- Before you believe everything you read – make sure it comes from a reliable source.
- Do not allow anyone else to access your mobile phone. What they do might be attributed to you.
- If someone sends you a nasty, bullying message that makes you feel uncomfortable tell an adult (parents or someone you trust).
- Only Accept friend requests from people you know.
- Do not access sites that contain personal or sensitive information from public computers.

Research tells us that cyberbullying stops within 10 seconds of peer intervention. Students who are defended online by a peer recover far more quickly from the actions of the bully. If students are aware of cyberbullying they must have the courage to take the appropriate action to ensure the safety and welfare of others.



**GST BOCES** Digital Citizenship Initiative  
Staying Safe in a Digital World - March 2021



# Join the Horseheads Central School District as a School Bus Driver

**UPDATE: Rate is now \$16.40/hour; on July 1, rate increases to \$19.40/hour (\$15/hr for drivers in training)**



- Paid training
- Benefits package including health insurance
- No weekends, holidays, summers

To apply, call (607) 739-6338 or pick up an application at our Transportation Department, 601 Sayre Street Extension, weekdays from 7:30am to 4:30pm. Our application may also be found at [www.horseheadsdistrict.com/employment](http://www.horseheadsdistrict.com/employment). (Both district application and supplemental transportation application are required.)

Applicants must be at least 21 years old.  
Fingerprint/background check and drug testing are required.

## Questions?

Call (607) 739-6338 or email [hcsdinfo@horseheadsdistrict.com](mailto:hcsdinfo@horseheadsdistrict.com).

