



Big Flats News

June 2021

*At Big Flats Elementary,
we will SOAR together
as we explore our "wonders"
in a fun and engaging
community, where we will
inspire each other to achieve
anything!*

Good afternoon, parents and guardians!

I cannot believe that next week will bring us to the final month of school for the 2020-2021 school year. What an emotional and physical ride this school year has been for so many! I personally want to thank each one of our students, parents, guardians, faculty, and staff for enduring what I believe will go down in history as one of the most challenging school years of all time. I cannot thank you all enough for doing your part to make this school year so successful. Everything from instantly becoming your child's classroom teacher, to their bus driver, their nurse, technology specialist, and most importantly, their emotional support provider! We could not have done what we did without your constant support, flexibility, and understanding!

I have a couple of very important items to share with you as we enter the month of June. First and foremost, I want you all to know that we will be saying goodbye to two of our special area teachers at the conclusion of this school year. Mrs. Kim Arnold, our school librarian, and Mrs. Erin Hillson, our physical education teacher, have both submitted their retirement paperwork to the Board of Education. We wish them both well in their well-deserved retirement years!

Please do not forget to submit your PTO officer election ballot for next year's PTO Officers. As you know, we rely heavily on our PTO to support so many wonderful experiences for your children. Please submit your ballot, and please consider joining our supporting PTO next year as we are hopeful that we will be able to bring back the many wonderful events that they have hosted in the past.

Lastly, and most importantly, beginning next Wednesday, June 2, 2021, Big Flats Elementary will be piloting an "all-call" for any student who is absent from school. Just prior to COVID-19 last year, we, as a district, were planning to implement this in all of our schools; however, when we were all forced to shut down, that plan was placed on hold. I am very happy to report that our school has volunteered to "pilot" this all-call beginning next Wednesday, advising parents that their child is absent from school. I ask for your patience and support as we work through any issues that may arise during this pilot. I am hopeful that every parent will recognize and appreciate the importance of an automated call notifying you that your child(ren) are absent from school. I am sure we will have some glitches as we work through this, but I strongly believe that the benefits outweigh any potential issues. If anyone has any questions or concerns, please do not hesitate to outreach me. Have a wonderful, fun, and relaxing summer vacation. You have earned it! *Take care, be safe, and SOAR!*

Sincerely,

Elizabeth M. Scaptura

Elizabeth Scaptura

Big Flats Elementary Principal

Elementary Lunches (PK-6)

School Food Services prices for the 2020-2021 school year will be:

Breakfast: \$1.25

Lunch: \$2.10

Snacks: \$.75-\$1.00

School Hours

Hours for the Elementary Schools are:

8:15 a.m. to 2:25 p.m.

Office Hours

Our school office hours during regular school days are:

Monday through Friday

7:30 a.m. to 3:30 p.m.

Office Phone Numbers

(607) 739-6373

(607) 795-2550

Fax: (607) 795-2555

Material Pick-Up Hours

(Remote Students)

7:30 a.m. to 7:45 a.m.

9:15 a.m. to 1:30 p.m.

2:30 p.m. to 3:30 p.m.

FRIENDLY REMINDERS:

- **Drop Off/Pick Up**

Please remember students may be dropped off as early as 7:40am, following the set drop off procedure, as well as students being picked up no earlier than 2:05pm following the set pick up procedures (1:50pm for Pre-K). The safety of our students and staff is our main priority, so please adhere to these procedures. If you need to change your child's dismissal plans, please send in a blue note. For more information regarding your child's pick up procedure, please contact the main office.

- **Moving?**

Please let us know as soon as possible if you plan on moving over the summer. It is very important for us to know this type of information, so please keep us informed!

- **Changes in Parent/Guardian Cell Phone Numbers**

If a parent/guardian gets a new cell phone number, and had opted in to text messaging notifications with their old number, they'll need to opt in again with the new number! Please let the Main Office know of the change and we will give you the information to opt in again.

Important Information

Staywell emails

If you are not receiving the email reminder to your inbox each school day, please check your clutter/spam/junk folders, or search for no-reply@gstboces.org as the sender. If you are viewing your email on your smartphone or other mobile device and you have more than one child in school, the messages may be being combined into one in what is called "conversation view." To change that setting, click the settings wheel at the top right next to your name and scroll to the very bottom. If the "Conversation view" box is checked, uncheck that box, and you should receive separate emails in the future. If you still do not see them, please contact your school office or email hcsdinfo@horseheadsdistrict.com.

Please remember that these surveys MUST be completed each day in order to stay HYBRID in the school setting. Failure to do so will result in becoming 100% remote instruction.

Reminders for transporting district devices back and forth to school

- Make sure your device is fully charged when bringing it to school.
- Do not remove any protective cases that the district device is currently in.
- Do not use any foods and/or liquids near the district device.
- Do not spray the device with cleaning sprays or water. Use a lightly dampened microfiber cloth to wipe down the machine.
- Do not leave a laptop on bedding, furniture, or carpeting. This can lead to overheating
- Transport device in a backpack or other school bag that can help protect the device.

Horseheads Central School District sets the standard of educational excellence by fostering innovative thinking, curiosity, and a passion for learning to maximize the potential of each individual. We engage with our local and global communities to provide a student-centered, nurturing environment.

Explore

Empower

Excel

Mark Your Calendars

May 28-June 1

NO SCHOOL—Memorial Day
Recess

June 7

Grade 4 Science Assessments

June 8

Grade 4 Science Assessments Make-Ups

June 9

Grade 4 Science Assessments
(Remote Students Only)

June 15

PTO Meeting; 6:30pm

June 17

BOE Meeting; 6pm

June 21-24

HALF-DAYS— 11am Dismissal K-4

June 24

LAST DAY of School—Hawaiian
Day/Report Cards Go Home

Learn Up-To-Date Information About Our Schools and the District

Facebook: The district and each of our seven schools have pages. "Like" them to see our information in your news feed.

Twitter: Follow us on Twitter at @HhdsSchools to read our tweets. Follow Mrs. Scaptura on Twitter at @escaptura1

Instagram: The district's page—hhdsschools

Visit our district website at:

www.horseheadsdistrict.com.

Questions about our website or social media?


E-mail hcsinfo@horseheadsdistrict.com



May —The month of:

Citizenship


- ◇ Do your share to make your community better
 - ◇ Cooperate
 - ◇ Be a good neighbor; follow laws and rules
- ◇ Get involved in community affairs
 - ◇ Stay informed: Vote
 - ◇ Protect the environment
 - ◇ Volunteer



June —The month of:

Caring

- Think about how your actions will affect others
- Be sensitive to people's feelings
 - Help people in need
- Treat people with kindness and generosity
- Do not be mean or hurtful



Dignity Act Coordinator

The Dignity Act Coordinator (DAC) for Big Flats Elementary is Elizabeth Scaptura. Complaints regarding discrimination, harassment, or bullying of any student should be referred to Mrs. Scaptura at (607)-739-6373. The Dignity Act Coordinator (DAC) for the Horseheads Central School District is Caitlin DeFilippo, director of Human Resources. If there is a complaint regarding discrimination, harassment, or bullying of any student, the complaint should be filed with Caitlin DeFilippo at One Raider Lane, Horseheads, NY 14845; 607-739-5601 x4211, or cdefilippo@horseheadsdistrict.com.

Non-Discrimination Notification

The Horseheads Central School District offers educational programs without regard to race, color, national origin, creed, religion, marital status, military status, sex, sexual orientation, age, gender identity, predisposing genetic characteristic, or disability, and provides equal access to applicable groups under the Boy Scouts of America Equal Access Act. Inquiries regarding this policy may be made to Caitlin DeFilippo, Title IX/DASA Coordinator, and Co-Civil Rights Compliance Officer; Anthony Gill, Co-Civil Rights Compliance Officer; or Kelly Squires, Section 504 Coordinator, Horseheads Central School District, One Raider Lane, Horseheads, NY 14845, (607) 739-5601.

This policy of non-discrimination includes access by students to educational programs, counseling services, course offerings, and activities, as well as recruitment and appointment of employees and employment pay, benefits, advancement and/or termination.



Digital Citizen News

May 2021

Volume 4 : Issue 9 - May 2021

This month we focus on Digital Security

LOCK UP ALL
YOUR BITCOIN



Digital Security is a big topic for Digital Citizens to understand and put into practice. We have devoted many articles in previous issues to security techniques and best practices. Take a few minutes to review those issues.

These are some of our favorite security practices.

Smart Password Management



Probably one of the most important things. Learn how to create secure passwords, when and where to use them, and when to change them.

Good Email Handling



Email can take a lot of time. Weed out suspicious emails and spam. Deal with email as efficiently as you can and if possible only handle it once.

Share with Care



Learn what to share and what to keep to yourself on social media, and in other digital communications. Not everyone needs to know everything in all detail.

Keep Personal Information Private



When deciding what to share, keep some things private. Don't allow others access to information that could be used against you, or to steal from you.

Savvy Browsing and Downloading



Learn how to quickly judge whether a site is sketchy or whether it has reliable information. Avoid sites that don't seem right and don't load bogus files.

Relax and Be Secure



Trust yourself and your opinions and take your time. Don't let someone worry you into making a rash or bad decision as spammers and scammers often do.

TURN THE PAGE FOR THE WINNERS
OF OUR CALENDAR ART CONTEST

Securing Your Child's Identity - First Steps -



As adults we take steps to secure our identity and safeguard our sensitive information such as social security number, date of birth or other personal information that can be used to steal our identity. What about minor children, under the age of 16, what can be done to protect their identity?

The Federal Trade Commission has a website dedicated to child identity theft which offers the following protection steps:

- Find a safe location for all paper and electronic records that show your child's personal information.
- Don't share your child's Social Security number unless you know and trust the other party. Ask why it's necessary and how it will be protected.
- Shred all documents that show your child's personal information before throwing them away.
- Contact each of the three major credit reporting bureaus to freeze your minor child's credit.

EXPERIAN 1-888-397-3742

<http://go.gstric.org/409-experian>

TRANSUNION 1-888-909-8872

<http://go.gstric.org/409-transunion>

EQUIFAX 1-800-685-1111

<http://go.gstric.org/409-equifax>



Visit the **FTC's Child Identity Theft** site at <http://go.gstric.org/409-id-theft> or **IdentityTheft.gov** at <http://go.gstric.org/409-theft-gov>



ANNOUNCING THE WINNERS OF OUR 3RD ANNUAL CALENDAR ART CONTEST

Each student has won the privilege of having their art published in our yearly calendar. The suggested topics for this year were remote and hybrid learning.

JULY 2021



Stay Motivated
Artist: **Sydney** Grade: 12
Spencer-Van Etten High

AUGUST 2021



Stressful Situations
Artist: **Hailey** Grade: 12
Spencer-Van Etten High

SEPTEMBER 2021



2020 The Lost School Year
Artist: **Hannah** Grade: 10
Spencer-Van Etten High

OCTOBER 2021




Basically Everything Sucks
Artist: **Rowie** Grade: 10
Spencer-Van Etten High

NOVEMBER 2021



Working Hard or Hardly Working
Artist: **Lucy** Grade: 9
Spencer-Van Etten High

DECEMBER 2021



Under The Mask
Artist: **Raegan** Grade: 9
Spencer-Van Etten High

JANUARY 2022




The Real Truth
Artist: **Taylor** Grade: 9
Spencer-Van Etten High

FEBRUARY 2022




Online Learning Makes Schooling Hard ...
Artist: **Allana** Grade: 8
Campbell-Savona Jr/Sr High

MARCH 2022



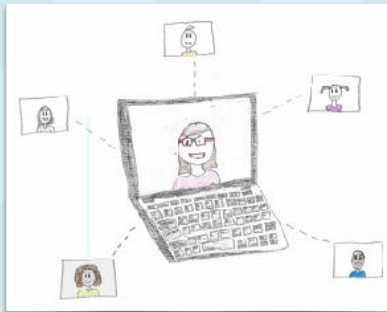
Don't Drown in the Comments
Artist: **Lauren** Grade: 8
Campbell-Savona Jr/Sr High

APRIL 2022




Stay Connected While Being Safe
Artist: **Lillyana** Grade: 8
Campbell-Savona Jr/Sr High

MAY 2022



Stay Connected
Artist: **Emma** Grade: 7
Campbell-Savona Jr/Sr High

JUNE 2022

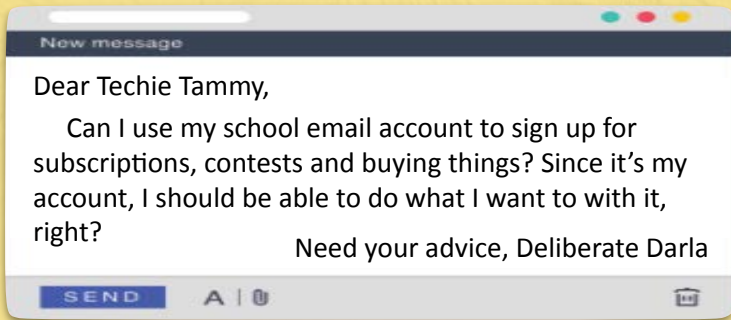


Another Day In School: Hybrid Style
Artist: **Jackie** Grade: 7
HHDS Middle School



DEAR TECHIE TAMMY

TECHIE TAMMY DID SUCH A GREAT JOB LAST MONTH THAT SHE WILL CONTINUE ON WITH THIS MONTH'S ANSWER!



Whoa There Deliberate Darla,

The answer is No. Your school assigned email address feels like it belongs to you but it is the property of the school. It can be monitored at any time for misuse and disabled if necessary.

You should treat your school email account the same way you would use an email assigned to you from a future employer, college or university and use good email etiquette. Use your school email account for school business, for collaborations with fellow students and teachers, and to submit assignments.

School email is also a tool to receive official school communication from the Principal, your Teachers and the Superintendent. It can be used to apply to colleges and universities as it is easily recognized as a school email address. Remember you will lose your school email when you graduate or leave your school district.

There are lots of places that you can set up your own, personal, "home" email account including your ISP or cell phone provider. Make sure to read about any provider's privacy policies before signing up.

Personal email accounts are used to sign up for personal subscriptions, to email your friends for personal matters, and for buying and selling items. It is important to keep your personal and school (professional) email accounts separate as they are used for very different and deliberate purposes.

As always with any account, be careful when opening up email attachments or clicking links if you don't know the sender in both your school and home email accounts. Email is the number one way that malware is delivered.

*Stay Safe and Best Wishes,
Techie Tammy*



LAST MONTH WE LOOKED AT HOW TO DETECT FAKE NEWS AND NOW WE EXPLORE ...

Deep Fakes

WHAT ARE THEY? HOW ARE THEY MADE? CAN WE SEE SOME EXAMPLES? ARE THEY A GOOD THING OR A BAD THING?

A "Deep fake" (also deepfake) generally refers to video in which the face and/or voice of a person, usually a public figure, has been manipulated using artificial intelligence software in a way that makes the altered video look authentic.

Deepfakes are considered a source of concern because they are often used to be intentionally misleading.

SOURCE: [DICTIONARY.COM](http://go.gstric.org/409-deepfake-def)
<http://go.gstric.org/409-deepfake-def>

Here's how it works:

To create a "deep fake", two computer systems are set up with Artificial Intelligence software to do "machine learning" (also called "deep learning"). Each system is trained to recognize characteristics of a specific person. The computer "views" hundreds of videos of the person to pick up how they move, how they speak, their facial expressions, and typical things that they do. The computer can also "listen" to audio files to pick up speech patterns, vocabulary, and pronunciation cues. The computer learns to judge what things the person is likely to do, or what they are not likely to do.

Once the computers have built up their library of expert observations on a person, a programmer can ask the one system to create a new video using what it has learned. The second computer system "views" the newly generated video and judges how closely the video matches the subject and makes suggestions on what to improve. The two systems go back and forth refining their product until they have a video that acts and sounds like the original person.



SEE HOW COMPUTER ARTISTS HAVE CREATED A DEEP FAKE TO INTERACT WITH PATRONS AT THE DALÍ MUSEUM IN FLORIDA.

A deep fake Salvador Dalí talks to visitors and can even take a selfie with them. View this cool video about how they created this technology.

<http://go.gstric.org/409-DALI>





**MICROSOFT
TRANSLATOR
FOR EDUCATION**

ARE YOU A GLOBAL COMMUNICATOR?

Did you know that **Microsoft Translator for Education** allows you to have conversations in real time in multiple languages? It provides live captioned translation in real time in 71 different languages. It is also a great tool students with hearing impairments. There is an app for iOS and Android devices and it can be used in Microsoft team meetings. Check out the many ways to use these tools in your classroom at the **Microsoft Translator for Education** website.

<http://go.gstric.org/409-ms-translator>

DIGITAL LITERACY STUDENT INTERVIEW:

A STUDENT PERSPECTIVE ON DIGITAL CITIZENSHIP

*Our special student contributor this month is **Dylan Maynard** who is a senior at **Horseheads High School**. He also attends the **GST BOCES Early Childhood Program** and is the vice-president of **SkillsUSA**, the BOCES student organization.*

Outside school, he is a Life Scout working toward the rank of Eagle Scout in his Boy Scout troop, and in his free time (does he have much?) he works at McDonalds and is on the praise team at his church.

Over the past year, we have all experienced a lot of change. Our digital lives and having technology skills to work and communicate online have never been so important. Our personal relationships have changed, and school has definitely changed with online learning. Even my Early Childhood internship with a class at Center Street School looks much different than I had expected.

My experience as a digital student citizen has been challenging. Online, we all seem to need a lot of explanation, and it's easier to engage in person versus on the screen. It's especially difficult for hands-on learners. Before the pandemic, I was a student who would get my homework done, but I might sometimes procrastinate. I wasn't as likely to advocate for myself.

Since the move to more online learning using technology, I am much less likely to procrastinate. I know that time management is really important. I've had to develop my self-confidence because there were times I couldn't rely on someone else for help. I've become more independent.

I've learned that literacy is basically learning language and communicating. Digital literacy is communicating online. Online, it's easy to miss cues while communicating. This affects our social lives, and it can be challenging. Being a good digital citizen means pushing through tough times, meeting deadlines, behaving as you would in-person. My teacher always urges us to be professional. She says to "show your face, and don't hide through the screen." I remember it's important to engage. People want to know you!

I know that soon I'll be a digital citizen in the "real world." I remind myself that I need to get through difficult times, and I remember to self-motivate. I think being a good digital citizen, it's important to help others get through their day, and to be kind to others, too.

Amy Warner, Dylan's Early Childhood instructor says, "Dylan has more perseverance than any other student I've met. He overcomes obstacles, has a positive attitude and never seems to become frustrated or flustered. Dylan is a great example of a true digital citizen who has met challenges and blossomed versus opting out."



Don't Make these 8 Password Mistakes

Mistake #8: Sharing Passwords

Good Password management is extremely important in the online world. Know what NOT to do! Everyone knows not to share your password with anyone.



You should know that using public WIFI is not as safe as your work, school, or ISP's network!

Mistake #7: Not being aware of your network

Mistake #6: Not using password manager software

Use an app to help you remember long and complex passwords!



Use a mix of upper and lower case letters, numbers, and special characters!

Mistake #5: Using passwords that are not complex

No birthdays, pet names, or other easily guessable information!

Mistake # 4: Using personal details in passwords

Mistake #3: Using passwords that are too short

The length of the password makes it tougher to break - Use at least 10 characters!



Multi-factor authentication gives you more protection!

Mistake #2: Not using multi-factor authentication



If you reuse passwords and a hacker gets your password ...

and Mistake # 1: Reusing Passwords

the hacker has all of your passwords!



Horseheads Central School District **Bus Driver JOB FAIR**

Test drive a school bus!

**Saturday 1-4 PM
June 12**

**Horseheads Transportation Department
601 Sayre Street Extension**



- Learn what it takes to be a bus driver*
- Tour a bus - inside, outside, and underneath
- Learn about the job benefits
- Hear about the rewards of driving a school bus
- Test drive a bus!

Questions? Call (607) 739-6338 or email ppiegdon@horseheadsdistrict.com.

***Must be 21 or older to drive a school bus**